

2017 LOOKBOOK

ADURA®

**BLANTON**  
**FLOOR**  
**COVERING**

"Flooring To Meet Your Budget"

Call 706-742-2424 For A Free Estimate

Financing Available - Buy Now Pay Later

Get A  
Free  
Quote!



**MANNINGTON**  
RESIDENTIAL



Adura® Luxury Vinyl tiles and planks offer beauty and durability not found anywhere else.



Award-winning, exclusive styles and designs take any room to new heights, from the floor up.



Visit [Mannington.com](http://Mannington.com) or your local Mannington dealer for complete product information.



ADURA® offers exclusive features and benefits that make it simply the best Luxury Vinyl on the market today.



### 1. SCRATCHRESIST™ COATING

- Patented technology with Aluminum Oxide that keeps floors looking newer longer by resisting everyday scratches
- Easy to clean and maintain
- Kid and pet friendly



### 2. WATERPROOF

- Perfect for places that are prone to spills
- Won't warp, buckle, crack or discolor
- Stands up to busy households



### 3. FLEXIBLE DESIGN & INSTALLATION

- The widest array of shapes and sizes
- Install with or without grout
- Available in traditional glue down or easy LockSolid® installation
- Exact Match moldings and accessories for a finished look




### 4. A PRODUCT YOU CAN COUNT ON

- All Adura® products have a limited lifetime residential warranty and a 6-year light commercial warranty
- All LockSolid™ products have Mannington's exclusive No-Gap Guarantee


Distinctive Plank - 6"

# TRIBECA


- Uncomplicated and refined oak look with mid-century modern aesthetic
- Realistic knots, fine ticking and subtle variation from plank to plank




TRIBECA  
Plaster - ALP670  
(LockSolid ALS670)




TRIBECA  
Timber - ALP671  
(LockSolid ALS671)




TRIBECA  
Brick - ALP672  
(LockSolid ALS672)



TRIBECA  
Cinder - ALP673  
(LockSolid ALS673)



TRIBECA  
Steel - ALP674  
(LockSolid ALS674)



TRIBECA  
Asphalt - ALP675  
(LockSolid ALS675)



SHOWN: Tribeca Plaster



*Distinctive Plank - 6"*

# DOCKSIDE



SHOWN: *Dockside Pier*

Dockside is a reclaimed and restored wood look inspired by vintage seaside boardwalks. This rustic design highlights natural flaws in the wood to create visual interest and makes a bold statement in design, color and character.




DOCKSIDE  
Sea Shell - ALP600  
(LockSolid - ALS600)



DOCKSIDE  
Sand - ALP601  
(LockSolid - ALS601)



DOCKSIDE  
Pier - ALP602  
(LockSolid - ALS602)



DOCKSIDE  
Driftwood - ALP603  
(LockSolid - ALS603)




**DOCKSIDE**  
Boardwalk - ALP604  
(LockSolid - ALS604)



**HERITAGE**  
Buckskin - ALP610  
(LockSolid - ALS610)



**HERITAGE**  
Timber - ALP612  
(LockSolid - ALS612)



**SUNDANCE**  
Gunstock - ALP621  
(LockSolid - ALS621)



**SUNDANCE**  
Saddle - ALP622  
(LockSolid - ALS622)



**SUNDANCE**  
Smoke - ALP623  
(LockSolid - ALS623)



**IRON HILL**  
Smoked Ash - ALP630  
(LockSolid - ALS630)



**IRON HILL**  
Fireside - ALP631  
(LockSolid - ALS631)




**IRON HILL**  
Coal - ALP632  
(LockSolid - ALS632)



**SEAPORT**  
Surf - ALP640  
(LockSolid - ALS640)



**SEAPORT**  
Sand Piper - ALP641  
(LockSolid - ALS641)



**SEAPORT**  
Anchor - ALP642  
(LockSolid - ALS642)



**SEAPORT**  
Wharf - ALP643  
(LockSolid - ALS643)



**MARGATE OAK**  
Coastline - ALP660  
(LockSolid - ALS660)



**MARGATE OAK**  
Waterfront - ALP661  
(LockSolid - ALS661)



**MARGATE OAK**  
Harbor - ALP662  
(LockSolid - ALS662)



**MARGATE OAK**  
Sandbar - ALP663  
(LockSolid - ALS663)

*Distinctive Plank - 5"*

# ASHFORD WALNUT




SHOWN: Ashford Walnut *Foxwood*

Ashford Walnut is a unique 5" wide plank with realistic registered embossing and intricate character from rich weathered graining and planed and glazed edges.



ASHFORD WALNUT  
Heather Glenn - ALP060



ASHFORD WALNUT  
Foxwood - ALP061





SUMMIT HICKORY  
Chestnut - ALP002  
(LockSolid - ALS002)




SUMMIT HICKORY  
Saffron - ALP003  
(LockSolid - ALS003)



HEIRLOOM CHERRY  
Savannah - ALP030  
(LockSolid - ALS030)



ACACIA  
Natural Plains - ALP070  
(LockSolid - ALS070)



ACACIA  
African Sunset - ALP072  
(LockSolid - ALS072)



ACACIA  
Tiger's Eye - ALP073  
(LockSolid - ALS073)



AVALON  
Crushed Shell - ALP090  
(LockSolid - ALS090)



AVALON  
Wet Sand - ALP091  
(LockSolid - ALS091)



AVALON  
Ocean Mist - ALP093  
(LockSolid - ALS093)


Adura® Plank - 4"

## COUNTRY OAK



SHOWN: Country Oak *Rawhide*

A faithful replica of real weathered barn wood, Country Oak features knots, scrapes and distressing that offer a rustic twist to a traditional 4" plank look.



COUNTRY OAK  
Tumbleweed - AW551  
(LockSolid - AW551S)



COUNTRY OAK  
Rawhide - AW552  
(LockSolid - AW552S)



COUNTRY OAK  
Saddle - AW553  
(LockSolid - AW553S)

Adura® Plank - 4"

## ESSEX OAK




SHOWN: Essex Oak *Honeytone*


Essex Oak is a classic Oak with beautiful color and character and will coordinate with the beauty of any traditional home décor.



ESSEX OAK  
Honeytone - AW512  
(LockSolid - AW512S)



SPALTED  
GEORGIAN MAPLE  
Natural - AW521  
(LockSolid - AW521S)



SPALTED  
GEORGIANMAPLE  
Honeytone - AW522  
(LockSolid - AW522S)



COOLIBAH  
BURLWOOD  
Clove - AW531  
(LockSolid - AW531S)



BURMA TEAK  
Butternut- AW541  
(LockSolid - AW541S)

Meridian

# MERIDIAN

Meridian is in a class all its own. The mixed-media visual, in an eclectic variety of plank and tile formats, offers design options that defy description.

- Mix sizes and colors for custom looks
- 16"x16" and 12"x24" tiles;
- 6"x18" and 6"x48" planks



MERIDIAN Porcelain 16x16 - AT400 12x24 - AR400 6x18 - ASP400 6x48 - ALP400	MERIDIAN Stucco 16x16 - AT401 12x24 - AR401 6x18 - ASP401 6x48 - ALP401	MERIDIAN Fossil 16x16 - AT402 12x24 - AR402 6x18 - ASP402 6x48 - ALP402
---	--	--



MERIDIAN Steel 16x16 - AT404 12x24 - AR404 6x18 - ASP404 6x48 - ALP404	MERIDIAN Carbon 16x16 - AT405 12x24 - AR405 6x18 - ASP405 6x48 - ALP405
---	--

SHOWN: Meridian Carbon in 6x48 plank & 12x24 rectangle



SHOWN: Meridian Porcelain, Stucco, and Steel in 6x18 plank




SHOWN: Legacy White with Gray


Adura® Rectangles - 12" x 24"

## LEGACY

- Clean, white marble look with dramatic veining
- Captures timeless beauty of Tuscan Carrara marble
- Elegant 12" x 24" rectangle



LEGACY  
White with Gray - AR410  
(LockSolid - AR410S)



LEGACY  
White with Beige - AR411  
(LockSolid - AR411S)

Adura® Rectangles - 12" x 24"

# CASCADE



SHOWN: Cascade Harbor Beige

A stunning travertine tile design, Cascade features realistic detail and beautiful color variation. The dramatic size and colors will transform any room into a beautiful oasis.



CASCADE  
Horizon  
12x24 - AR300  
(LockSolid - AR300S)



CASCADE  
Harbor Beige  
12x24 - AR301  
(LockSolid - AR301S)



CASCADE  
Sea Mist  
12x24 - AR302  
(LockSolid - AR302S)





VIBE  
Linen  
16x16 - AT270  
12x24 - AR270  
(LockSolid - AR270S)



VIBE  
Graphite  
16x16 - AT271  
12x24 - AR271  
(LockSolid - AR271S)



VIBE  
Ivory  
16x16 - AT276  
12x24 - AR276  
(LockSolid - AR276S)



VIBE  
Steel  
16x16 - AT277  
12x24 - AR277  
(LockSolid - AR277S)



CENTURY  
Pumice  
16x16 - AT380  
12x24 - AR380  
(LockSolid - AR380S)



CENTURY  
Fossil  
16x16 - AT381  
12x24 - AR381  
(LockSolid - AR381S)



CENTURY  
Pebble  
16x16 - AT382  
12x24 - AR382  
(LockSolid - AR382S)



CENTURY  
Mineral  
16x16 - AT383  
12x24 - AR383  
(LockSolid - AR383S)




ATHENA  
Corinthian Coast  
16x16 - AT240  
12x24 - AR240  
(LockSolid - AR240S)



ATHENA  
Cyprus  
16x16 - AT241  
12x24 - AR241  
(LockSolid - AR241S)



ATHENA  
Grecian Grey  
16x16 - AT242  
12x24 - AR242  
(LockSolid - AR242S)



ATHENA  
Maiden's Veil  
16x16 - AT243  
12x24 - AR243  
(LockSolid - AR243S)



ATHENA  
Cameo  
16x16 - AT244  
12x24 - AR244  
(LockSolid - AR244S)

Adura® Tile - 16" x 16"

# CORINTHIA



Corinthia is an elegant and beautiful upscale pattern that can add sophistication to any style kitchen or bathroom.




CORINTHIA  
Amber - AT360



CORINTHIA  
Topaz - AT361



MANHATTAN  
Hammer Beige - AT141



MANHATTAN  
Brushed Steel - AT143



MANHATTAN  
White Iron - AT144




SICILIAN STONE  
Pumice - AT181




ESCALANTE  
Brownstone - AT193




SEASIDE  
Breakwater - AT200




SEASIDE  
Boardwalk - AT201



CORSICA  
Cavern - AT222




DAKOTA  
Weathered Ridge - AT320



DAKOTA  
Iron Mountain - AT321



DAKOTA  
Prairie Beige - AT322




SAN LUCA  
Sand Castle - AT370




SAN LUCA  
Wind Drift - AT371



SAN LUCA  
Coral - AT372



RUSHMORE  
Keystone - AT390



RUSHMORE  
Cliffside - AT391



RUSHMORE  
Black Hill - AT392

# BLANTON FLOOR COVERING

"Flooring To Meet Your Budget"  
Call 706-742-2424 For A Free Estimate  
Financing Available - Buy Now Pay Later



Order Code: 900437  
[mannington.com/residential](http://mannington.com/residential)

Due to printing limitations, colors shown cannot be guaranteed to match actual flooring material.  
© Floor designs copyrighted by Mannington Mills, Inc. ©™ Mannington Mills, Inc. 2017.

MANNINGTON  
RESIDENTIAL.